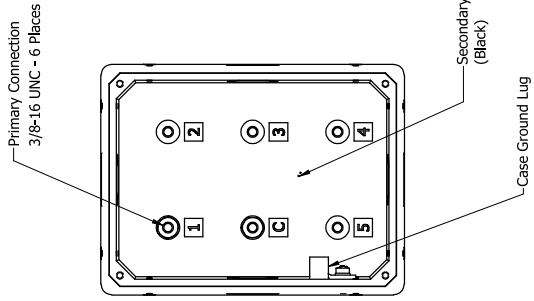
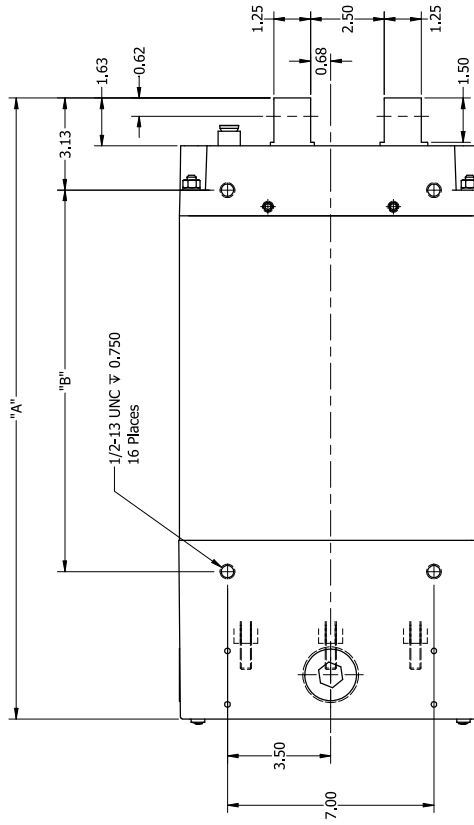
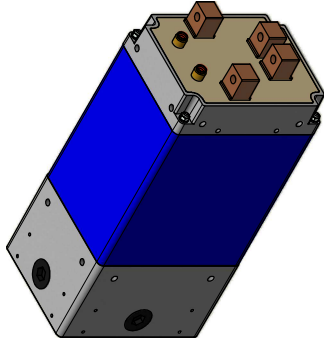
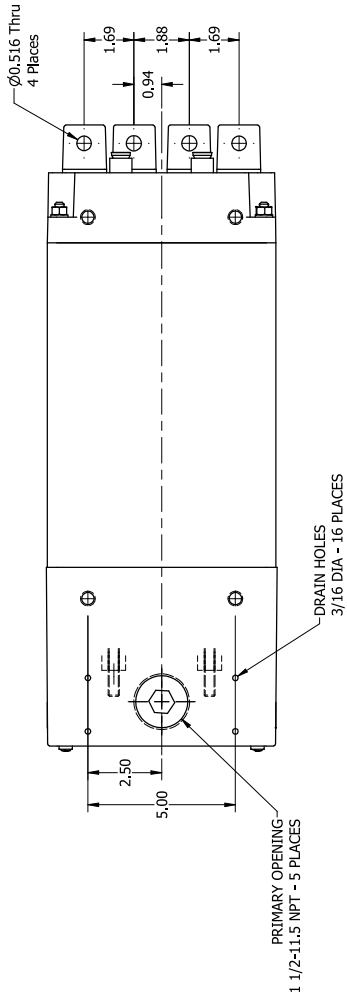
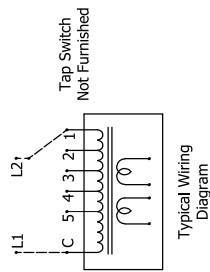


FRAME	Dimension "A"	Dimension "B"	Weight
C	21.06	12.93	255#
D	23.56	15.43	305#
F	24.38	16.25	320#
DL	27.69	19.56	385#



REV	DESCRIPTION	DATE
C	ADDED POLARITY MARKINGS	RCC KLY 12/02/2013
B	ADDED WIRING DIAGRAM	RCC KLY 10/17/2012
A	MOVED LOCATION THERMOSWITCH LEADS	EPM KLY 10/8/2012

© 2013 Crowntherm Incorporated. THE PATENT, TRADE, DESIGN AND SERVICE MARKS OF OTHER COMPANIES ARE THE PROPERTY OF THEIR RESPECTIVE OWNERS. ALL RIGHTS RESERVED. THIS DOCUMENT IS THE PROPERTY OF CROWN THERM INC. AND IS NOT TO BE REPRODUCED OR TRANSMITTED IN ANY FORM OR BY ANY MEANS, ELECTRONIC OR MECHANICAL, INCLUDING PHOTOCOPYING, RECORDING, OR BY ANY INFORMATION STORAGE AND RETRIEVAL SYSTEM, WITHOUT PERMISSION IN WRITING FROM CROWN THERM INC.

SCALE: None
 DATE: 7/15/2012
 MANUFACTURING: 108181
 PROJECT: N/A

DRAWING NUMBER: R4503
 TRANSFORMER: RWMA STAGGERED - C.D.F.D.L.